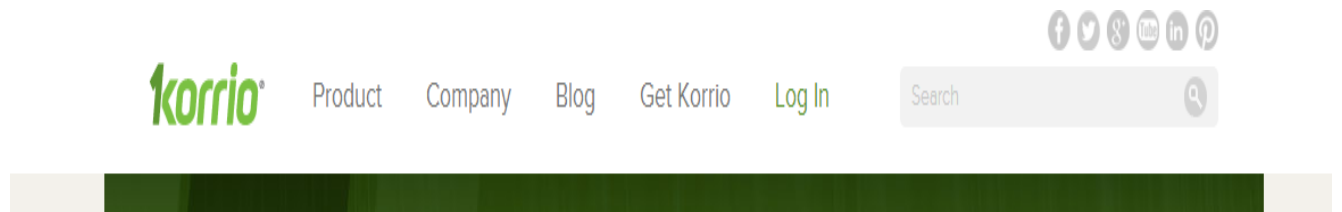


Woodbridge Youth Soccer
Using Korrio, our League Management System (September 2013)

Welcome to Woodbridge Youth Soccer! We use a league management system called Korrio. We use Korrio to manage registrations, assemble teams, and communicate with parents and coaches. You can use Korrio to see the team(s) your child/children are on and to communicate with their coach(es). This is a guide to help you use Korrio.

1) Go to www.korrio.com.



At the top of the screen, please click on "Log In."

2) Enter in your user name and password to sign in.

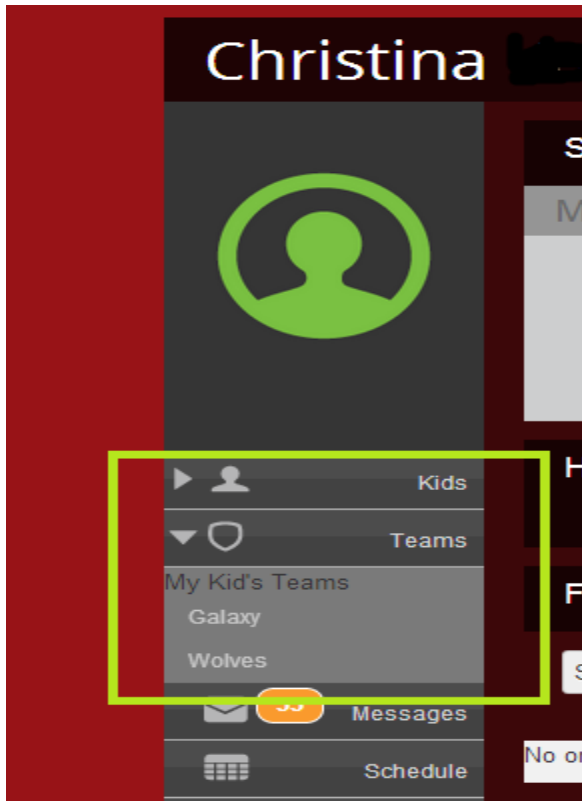
Welcome to Korrio.

You must be logged in to view: /

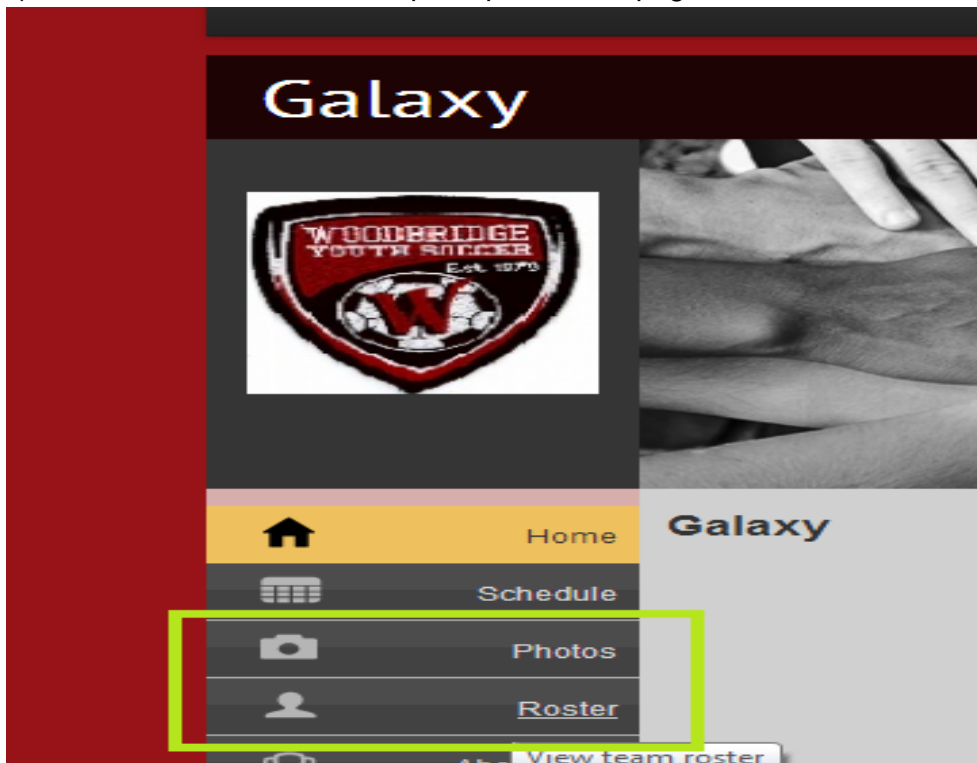
Remember me

[Password and/or Username recovery](#)

3) On your main page, click the "Teams" option to open up the list of teams your children are associated with.



4) Click on the team name to open up the team page.



5) Click on the Roster button to open the team roster. When the roster page opens, scroll down to find out the coach of your team under the "Personnel" section.



The screenshot shows a dark red header with the text "Personnel (1)". Below the header is a table with three columns: "Personnel", "Type", and "Title". The "Personnel" column contains the name "Darrell" and a small envelope icon. The "Type" column contains the word "Coach". The "Title" column is empty. At the bottom of the table, there is a pagination bar that says "Showing 1 to 1 of 1 personnel" and a small box containing the number "1".

Personnel	Type	Title
Darrell 	Coach	

Showing 1 to 1 of 1 personnel

6) Clicking the envelope will open the Korrio messaging system to send your coach a message. Clicking on their name will allow you access to their contact page.